



Weill Cornell Medicine Postdoctoral Scholars

Statistics for Coalition for Next Generation Life Science (CNGLS)

About the Data

Weill Cornell Medicine’s Office of Postdoctoral Affairs, Office of Faculty Affairs, and Office of Institutional Reporting provides an annual report on the postdoc population and their demographics.

The Office of Postdoctoral Affairs defines postdoctoral associates (or postdocs) as individuals performing postgraduate work in research as a result of which they increase their knowledge and experience. Although they hold a doctoral degree, such individuals work primarily under the direction of a faculty member and are not considered independent researchers. Postdocs often participate in the research training of graduate students and sometimes teach informally. Some fellows may be considered postdoctoral trainees as defined in the Introduction, and therefore, these fellows would be subject to the postdoctoral trainee policies and procedures.

The report is comprised of three parts:

1. Demographics of Current Postdocs

- Gender
- Race/Ethnicity
- Citizenship status

2. Median Time in Training for Departed Postdocs (AY2018-2020)

Time in postdoctoral training is calculated based on their appointment start date and appointment end date as a postdoc.

3. Career Outcomes for Departed Postdocs

Online searches of public websites were used to gather employment information for each individual who departed 0, 5, 10, and 15 years from Weill Cornell Medicine’s postdoctoral training.

- 0 year includes postdocs who departed training in AY2020
- 5 years includes postdocs who departed training in AY2015
- 10 years includes postdocs who departed training in AY2010
- 15 years includes postdocs who departed training in AY2005

Career outcomes for sector type, career type, and job function are assigned by the individual’s job title and employer information. Employment information that are not found are excluded from the career outcomes statistics.

Career Outcomes Search Results

	Found		Not Found		Grand Total	
	Total	% Total	Total	% Total	Total	% Total
2005	62	57.4%	46	42.6%	108	100.0%
2010	98	68.1%	46	31.9%	144	100.0%
2015	86	50.6%	84	49.4%	170	100.0%
2020	126	71.6%	50	28.4%	176	100.0%
Grand Total	372	62.2%	226	37.8%	598	100.0%



Weill Cornell Medicine
 Postdoctoral Scholars Headcount by Department
 Active Poctocs in AY2020

AY2020 Postdoctoral Headcount by Department		Gender		Citizenship Status		URiM Status		
Department Name	Total Count	Female	Male	Domestic	International	URiM	Non-URiM	Unknown
Anesthesiology	16	5	11	4	12	0	4	0
Biochemistry	17	9	8	1	16	0	1	0
Brain and Mind Research Institute	29	17	12	12	17	3	9	0
Cardiothoracic Surgery	12	5	7	5	7	1	4	0
Cell and Developmental Biology	2	1	1	0	2	0	0	0
Dermatology	5	4	1	0	5	0	0	0
Genetic Medicine	7	2	5	4	3	0	4	0
Institute for Computational Biomedicine	9	5	4	4	5	1	3	0
Medicine	136	55	81	43	93	4	39	0
Microbiology and Immunology	26	17	9	1	25	0	1	0
Neurological Surgery	11	4	7	2	9	0	1	1
Neurology	1	0	1	1	0	0	1	0
Obstetrics and Gynecology	5	3	2	0	5	0	0	0
Ophthalmology	6	2	4	0	6	0	0	0
Orthopaedic Surgery	1	0	1	0	1	0	0	0
Pathology and Laboratory Medicine	39	17	22	7	32	1	6	0
Pediatrics	20	13	7	6	14	1	5	0
Pharmacology	32	15	17	17	15	3	14	0
Physiology and Biophysics	14	6	8	3	11	0	3	0
Population Health Services	14	7	7	4	10	0	4	0
Psychiatry	12	9	3	11	1	0	11	0
Radiation Oncology	14	10	4	1	13	0	1	0
Radiology	36	12	24	10	26	0	8	2
Rehabilitation Medicine	1	1	0	0	1	0	0	0
Reproductive Medicine	5	2	3	0	5	0	0	0
Surgery	26	12	14	9	17	1	8	0
Urology	4	2	2	1	3	0	1	0
Grand Total	500	235	265	146	354	15	128	3

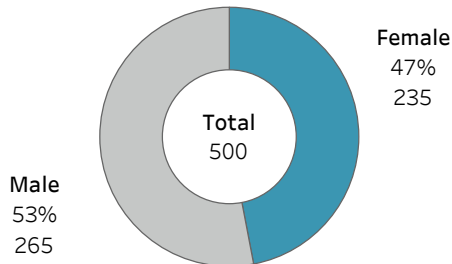
•Academic Year (AY) 2020 reflects the time period from July 1, 2019 to June 30, 2020. Postdoc demographics represent the active postdoc population as of January 1st, 2020.

•Citizenship: Domestic postdocs are US citizens or permanent residents. International postdocs are those holding non-immigrant visas.

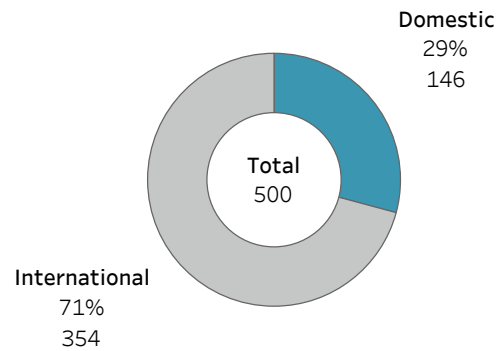
•URiM (Underrepresented in Medicine): Includes US citizens and permanent residents who identify with one or more of the following: African American/Black, Hispanic/Latino/a, Native American/Alaskan Native, Pacific Islander. URiM Status is only applicable for domestic postdocs.

Demographics for Active Postdocs

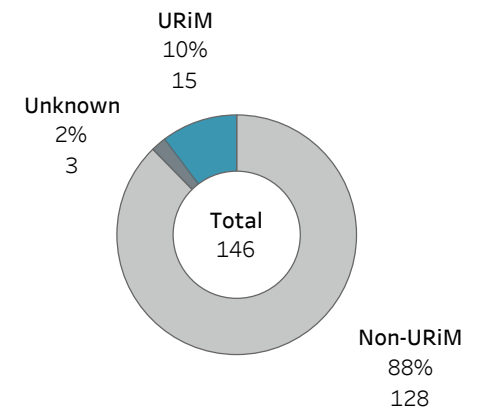
Gender



Citizenship Status

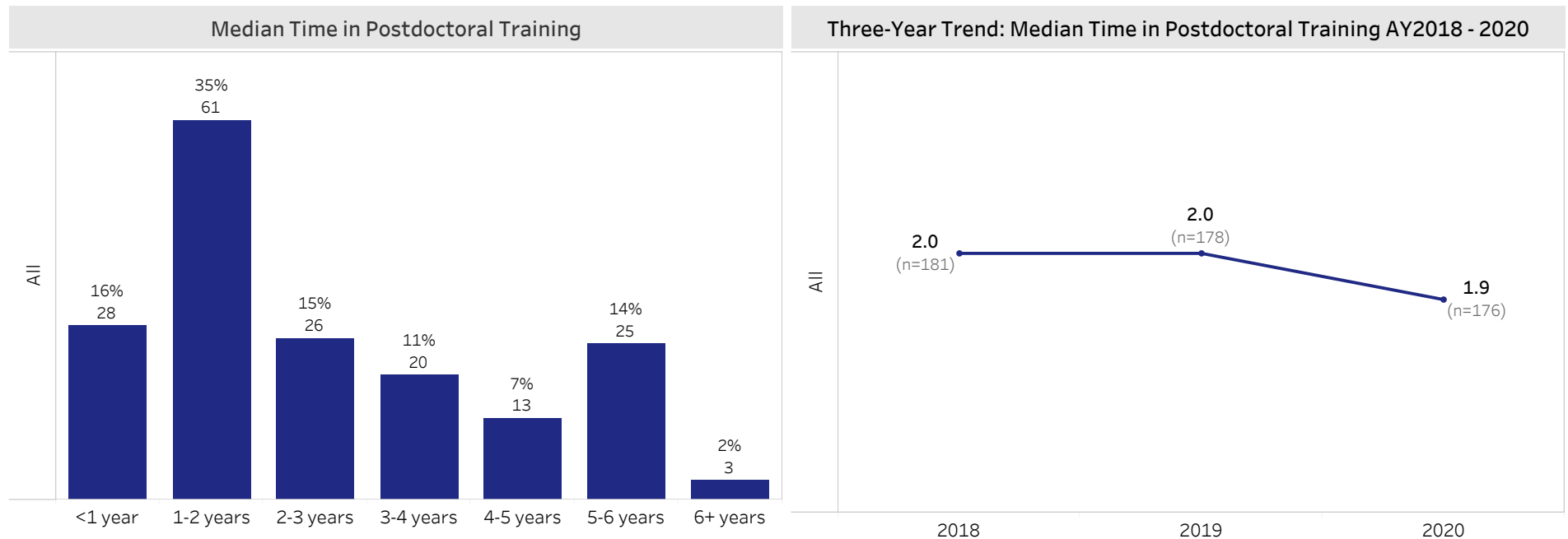


URiM Status



- Academic Year (AY) reflects the time period from July 1 to June 30. Postdoc demographics represent the active postdoc population as of January 1st.
- Citizenship: Domestic postdocs are US citizens or permanent residents. International postdocs are those holding non-immigrant visas.
- URiM (Underrepresented in Medicine): Includes US citizens and permanent residents who identify with one or more of the following: African American/Black, Hispanic/Latino/a, Native American/Alaskan Native, Pacific Islander. URiM Status is only applicable for domestic postdocs.

Time in Postdoctoral Training for Departed Postdocs



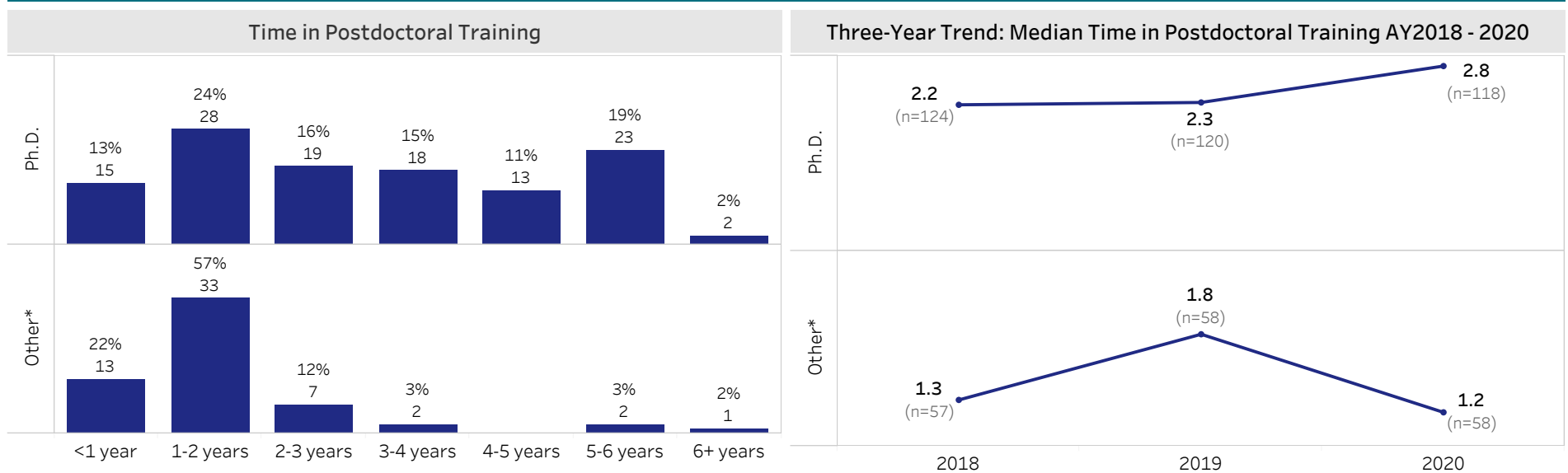
Time in postdoctoral training at time of departure from postdoc status in AY2020 (n=176)

Time in postdoctoral training at time of departure from postdoc status in AY2018-2020

- Academic Year (AY) reflects the time period from July 1 to June 30. Departed postdocs refers to those who exited their postdoctoral training within the academic year.
- Citizenship: Domestic postdocs are US citizens or permanent residents. International postdocs are those holding non-immigrant visas.
- URiM (Underrepresented in Medicine): Includes US citizens and permanent residents who identify with one or more of the following: African American/Black, Hispanic/Latino/a, Native American/Alaskan Native, Pacific Islander. URiM Status is only applicable for domestic postdocs.

Weill Cornell Medicine Postdoctoral Scholars Duration Report

Time in Postdoctoral Training for Departed Postdocs by Degree Type



Time in postdoctoral training at time of departure from postdoc status in AY2020 (n=176)

Time in postdoctoral training at time of departure from postdoc status in AY2018-2020

- Academic Year (AY) reflects the time period from July 1 to June 30. Departed postdocs refers to those who exited their postdoctoral training within the academic year.
- Citizenship: Domestic postdocs are US citizens or permanent residents. International postdocs are those holding non-immigrant visas.
- URiM (Underrepresented in Medicine): Includes US citizens and permanent residents who identify with one or more of the following: African American/Black, Hispanic/Latino/a, Native American/Alaskan Native, Pacific Islander. URiM Status is only applicable for domestic postdocs.
- Other* includes M.D., M.D. equivalent degrees (ie. B.M., D.O., Dr. Med., Laurea Magistrale in Medicine and Surgery, M.B., M.U.Dr.), non M.D./PhD. degrees, and other doctorate degrees.

Career Outcomes for Departed Postdocs

Sector Type

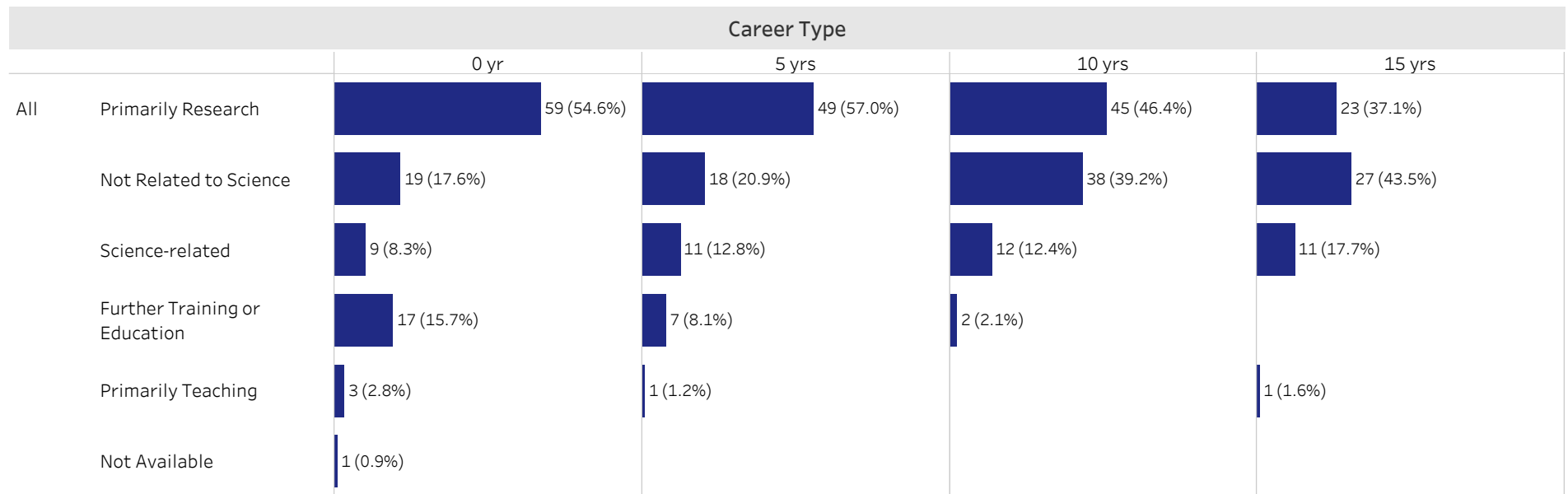
		0 yr	5 yrs	10 yrs	15 yrs
All	Academia	93 (73.8%)	50 (58.1%)	68 (71.6%)	40 (64.5%)
	For-Profit	26 (20.6%)	31 (36.0%)	21 (22.1%)	17 (27.4%)
	Government	1 (0.8%)	1 (1.2%)	1 (1.1%)	3 (4.8%)
	Nonprofit	5 (4.0%)	4 (4.7%)	5 (5.3%)	2 (3.2%)
	Unemployed	1 (0.8%)			

Career outcomes that are not found are excluded.

- Academic Year (AY) reflects the time period from July 1 to June 30. Departed postdocs refers to those who exited their postdoctoral training within the academic year.
- Academic - Academic institutions of higher education, including colleges, universities, some medical centers, or free-standing research institutions where training occurs. This does not include VA hospitals, but include teaching, for-profit, and other types of hospitals.
- For-Profit - Any organization that operates to make a profit, including some industry research.
- Government - Any organization operated by federal, state, local or foreign governments. Includes VA hospitals.
- Nonprofit - Any non-governmental organization that does not operate to make a profit. Includes K-12 institutions.

Weill Cornell Medicine Postdoctoral Scholars Career Outcomes

Career Outcomes for Departed Postdocs



Career outcomes that are not found are excluded.

- Academic Year (AY) reflects the time period from July 1 to June 30. Departed postdocs refers to those who exited their postdoctoral training within the academic year.
- Primarily Research - The primary, although not necessarily the only, focus is the conduct or oversight of scientific research. Includes academic faculty titles at R1-R3 institutions as identified through Carnegie classifications.
- Primarily Teaching - The primary, although not necessarily the only, focus is education and teaching. Includes academic faculty at all other institutions.
- Science-related- Career that is relevant to the conduct of scientific research, but does not directly conduct or oversee research activities.
- Not Related to Science - Career that is not directly relevant to the conduct of scientific research.
- Further Training or Education - Temporary training position. Examples include: postdoctoral research, completing medical residency, or pursuing an additional degree.



Weill Cornell Medicine Postdoctoral Scholars Career Outcomes

Career Outcomes for Departed Postdocs

Job Function

		0 yr	5 yrs	10 yrs	15 yrs
All	Faculty	35 (32.7%)	29 (33.7%)	35 (36.1%)	17 (27.4%)
	Research Staff or Technical Director	33 (30.8%)	27 (31.4%)	17 (17.5%)	13 (21.0%)
	Healthcare Provider	15 (14.0%)	4 (4.7%)	23 (23.7%)	18 (29.0%)
	Postdoctoral (Research)	12 (11.2%)	4 (4.7%)	1 (1.0%)	2 (3.2%)
	Business Development, Consulting, and Strategic Alliances	3 (2.8%)	4 (4.7%)	7 (7.2%)	2 (3.2%)
	Group Leader (Research)		2 (2.3%)	4 (4.1%)	2 (3.2%)
	Technical Support and Product Development	1 (0.9%)	4 (4.7%)	1 (1.0%)	
	Data Science, Analytics, and Software Engineering	2 (1.9%)	2 (2.3%)	1 (1.0%)	
	Science Writing & Communication	3 (2.8%)		1 (1.0%)	
	Regulatory Affairs		3 (3.5%)	1 (1.0%)	
	Entrepreneurship		1 (1.2%)		3 (4.8%)
	Administration	2 (1.9%)	1 (1.2%)		1 (1.6%)
	Science Education and Outreach		2 (2.3%)	1 (1.0%)	
	Sales and Marketing			2 (2.1%)	1 (1.6%)
	Science Policy and Government..		1 (1.2%)		1 (1.6%)
	Intellectual Property and Law			1 (1.0%)	1 (1.6%)
	Completing Further Education		2 (2.3%)		
Clinical Services			1 (1.0%)	1 (1.6%)	
Other			1 (1.0%)		
Full-time Teaching Staff	1 (0.9%)				

Career outcomes that are not found are excluded.

•Academic Year (AY) reflects the time period from July 1 to June 30. Departed postdocs refers to those who exited their postdoctoral training within the academic year.