

Weill Cornell Medicine Postdoc Demographics by Academic Department - AY 2018



AY 2018 Headcount		Gender		URM Status			Citizenship Status	
Academic Department	Total # of Postdocs	Female	Male	URM	non-URM	Unknown	Domestic	International
Anesthesiology	20	10	10		3		3	17
Biochemistry	23	13	10	1	4		5	18
Brain and Mind Research Institute	32	19	13	1	11		12	20
Cardiothoracic Surgery	10	4	6		5		5	5
Cell and Developmental Biology	1		1					1
Dermatology	1		1					1
Genetic Medicine	7	4	3	1	4		5	2
Healthcare Policy and Research	7	3	4		3		3	4
Institute for Computational Biomedicine	6	2	4	1	2	1	4	2
Medicine	127	61	66	3	39	1	43	84
Microbiology and Immunology	23	12	11	1	2		3	20
Neurological Surgery	9	3	6	1	2		3	6
Neurology	3		3		2		2	1
Obstetrics and Gynecology	8	5	3		3		3	5
Ophthalmology	7	3	4	1			1	6
Pathology and Laboratory Medicine	34	19	15	1	11		12	22
Pediatrics	11	7	4	1	1		2	9
Pharmacology	31	16	15	1	9		10	21
Physiology and Biophysics	19	6	13	1	7		8	11
Psychiatry	14	11	3	2	9		11	3
Radiation Oncology	10	5	5	2			2	8
Radiology	25	6	19	3	7		10	15
Reproductive Medicine	3	3			1		1	2
Surgery	20	7	13		10	1	11	9
Urology	9	3	6		2		2	7
Total	460	222	238	21	137	3	161	299

Notes:

Domestic Postdocs are US citizens or permanent residents. International Postdocs are those holding non-immigrant visas.

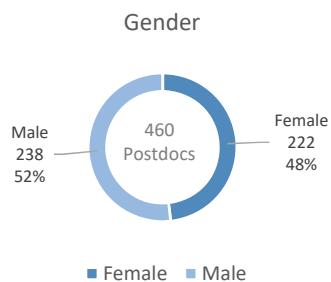
URM (Underrepresented Minority) includes US citizens and permanent residents who identify with one or more of the following: African American/Black, Hispanic/Latino/a, Native American/Alaskan Native, Pacific Islander. URM Status is only applicable for domestic postdocs.

Postdoc population is reported as of January 1st.

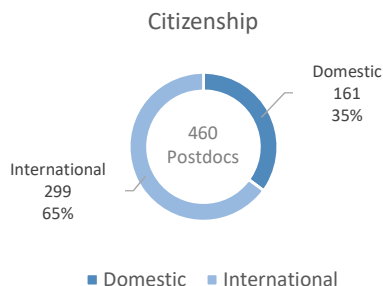
Weill Cornell Medicine Postdoc - AY 2018



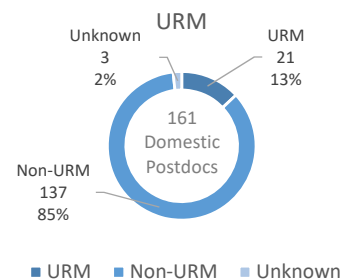
Postdoc Demographic Composition - AY 2018



Gender		
Female	Male	Total
222	238	460

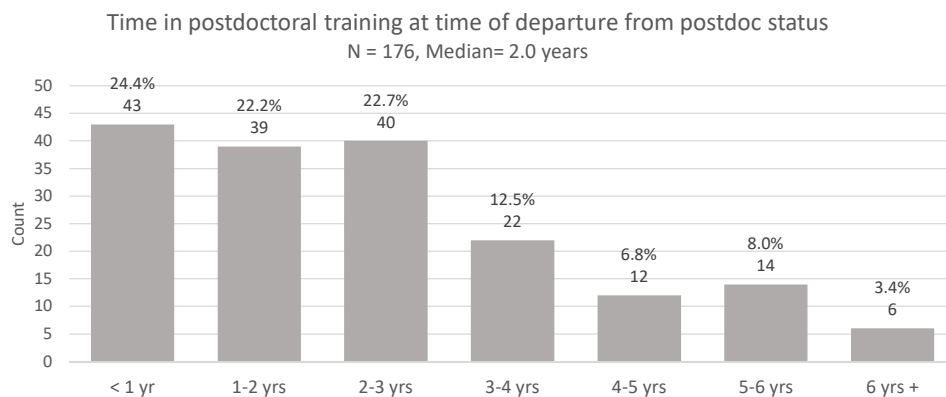


Citizenship Status		
Domestic	International	Total
161	299	460



URM Status			
URM	Non-URM	Unknown	Total
21	137	3	161

Time in Postdoctoral Training at Weill Cornell Medicine - AY 2018



Time in Postdoctoral Training	< 1 year	1-2 years	2-3 years	3-4 years	4-5 years	5-6 years	6 years +	Total
Count	43	39	40	22	12	14	6	176
	24.4%	22.2%	22.7%	12.5%	6.8%	8.0%	3.4%	100.0%

Median Time (years)

Notes:

Domestic Postdocs are US citizens or permanent residents. International Postdocs are those holding non-immigrant visas.

URM (Underrepresented Minority) includes US citizens and permanent residents who identify with one or more of the following: African American/Black, Hispanic/Latino/a, Native American/Alaskan Native, Pacific Islander. URM Status is only applicable for domestic postdocs.

Postdoc Demographics represent the active postdoc population as of January 1st, 2018.

Time in Postdoctoral Training were calculated for those who left postdoc status in academic year 2018.

Academic Year (AY) 2018 reflects the time period from July 1, 2017 to June 30, 2018.